


SIX WEEKS IN RECEPTION 2021



A time to chat.

1. A look back at the last half term.
 2. Supporting the areas of learning at school at home.
 3. Working together on children's next steps.
 4. Reading at home and phonics.
 5. Our next steps...
- 

Working together

Research:

Regardless of family income or background, students whose parents are involved in their schooling are more likely to have higher grades and test scores, attend school regularly, have better social skills, show improved behaviour, and adapt well to school.

Henderson, A.T., and K.L. Mapp. 2002.

When parents are involved at school, the performance of all the children at school, not just their own, tends to improve. The more comprehensive and well planned the partnership between school and home, the higher the student achievement.

Henderson, A.T., and Nancy Berla. 1995.

Reading with your children

Sets Two and Three Sounds

Which sounds do you need to use?

 ay	 ee							 igh	 ow
 oo	 oo	 ar	 or	 air	 ir	 ou	 oy	 ea	
 oi	 a-e	 i-e	 o-e	 u-e	 aw	 are	 ur	 er	
 ow	 ai	 oa	 ew	 ire	 ear	 ure	 tion	 tious	

My phonic prompts

What can you sound out today?

 t	 i	 n	 p	 g	 o	 c	 k	 u
 b	 f	 e	 l	 h	 sh	 r	 j	 v
 y	 w	 th	 z	 ch	 q	 x	 ng	 nk

Reading with your children

Reception Reading



**Supporting your child
at home**



*Learning to think, thinking to learn,
growing together in faith.*



Reading with your children

Phase 2 High Frequency Word Mat

twinkl
www.twinkl.co.uk
Copyright © 2015 twinkl

dad up into no can his
I back to got off a
mum an on
big if him is not
it but had as get
at of in the and go



Areas of learning

Personal social and
emotional development

Mathematics

Physical
Development

Understanding the world

Communication and
Language

Expressive Arts and
Design

Literacy

What we are looking at in school

Personal social and
emotional

- ▶ Being kind
- ▶ Looking after property
- ▶ Managing our own needs
- ▶ Remembering our manners

How you can help at home

Personal and social



Tidy up time – ensuring things are put away when they have finished with them – tidy up at the end of the day before the bedtime routine starts.



Modelling respectful behavior




Getting dressed and finding Your property. E.g. name place at the dinner table




What we are looking at in school

Physical Development

- ▶ Letter formation
 - ▶ How to travel safely in the environment
 - ▶ Sensible screen time
 - ▶ Good table manners
- 
- A series of several parallel white diagonal lines in the bottom right corner of the slide, pointing towards the bottom right.

How you can help at home



Support and model using cutlery

Physical Development




Share mealtimes together.



Play games involving use of wrist and hand muscles


Be aware of what they are watching / doing online and how much screen time they are having.

<https://www.stpeterscatholicprimary.com/page/?title=Parental+control+guides&pid=126>



What we are looking at in school

Communication and Language

- ▶ Learning rhymes, songs and poems.
 - ▶ Listen to and talk about stories.
 - ▶ To develop our knowledge and vocabulary.
- 
- A series of several parallel white lines of varying lengths, slanted diagonally upwards from left to right, located in the bottom right corner of the slide.

How you can help at home



Share stories


Communication and Language



Play turn taking games



Sing songs



When you are out and about - talk about things you can see.

What we are looking at in school

Literacy

- ▶ Reading – phonics, individual sounds - Building up to whole words.
- ▶ Writing – using the sounds that they have learnt in their reading and transferring them into their writing.
Writing is also a physical development first – until they have the strength in their hands and their fingers, they are not able to form the letters.

How you can help at home



Read, read and read!

Literacy



Play games involving use of wrist and hand muscles

Use any opportunity to get writing: shopping lists, to do lists or 'Ta da' lists.



What we are looking at in school

Mathematics

- ▶ Patterns – repeated patterns – looking at

ABABAB / ABBA ABBA


- ▶ Number – developing confidence with their numbers – becoming familiar with them in and out of sequence – making sure that they are confident in what to do with all numbers to 10 before they move on.
- ▶ Number bonds to 10

Shape – Space and measures

- ▶ 2D and 3D shape names.
- ▶ Heavier / lighter & bigger / smaller
- ▶ Scales / volume / capacity / length

How you can help at home

Mathematics



Sing number songs




Go on a shape hunt



Play games involving one to one counting

What we are looking at in school

Understanding the World

- ▶ People – knowing about their families and family traditions.
 - ▶ Knowing about people in the present and the past.
 - ▶ The world – draw information from a map. Looking at contrasting environments.
- 
- Several white lines of varying lengths and angles are drawn in the bottom right corner of the slide, creating a decorative graphic element.

How you can help at home



Go out and about talk about what you can see, hear, smell!

Understanding of the world



Talk about families who are the people in all of those lovely photographs that you have at home.

What we are looking at in school

Expressive Arts and Design

- ▶ Exploring and using media and materials. – building designing and making. Link it with stories, family events.
- ▶ Being imaginative – To use resources to create a story
- ▶ To dance / sing / make music

How you can help at home

Expressive Arts and Design



Read, read and read!



Get messy!



Sing and dance!

Our next steps...

Becoming more independent.

Children encouraged to carry out more focused tasks

Continuing with our Read Write Inc sounds.

Children's targets and kindness points.

Blending sounds together to make words.

More responsibilities for children.

Doing up our coats.

Independently changing our own reading books.

Ensuring we are independent in all areas of school.