




Chinese New Year – Simple Dog




You will need:

- Brown square of paper
- Googly Eyes
- Glue Stick
- Black Marker




Instructions


Step 1. Take the brown piece of paper and fold in half making a triangle.




Step 2: Fold the triangle in half again




Step 3. Open back up to the big triangle



Step 4. Fold the Right Dog Ear by folding the right corner down towards the point




Step 5: Fold Left Dog Ears by folding the left corner down towards the point.



Step 6: To create the nose of the dog, take the point and fold up $\frac{1}{4}$ of the way following the crease.



Step 7: Using the glue, marker and googly eyes create the face of your dog.



The final dog will look like this.

